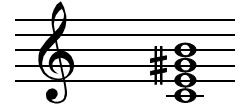


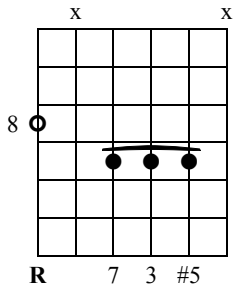
maj7#5



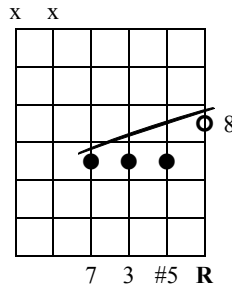
Akkorden dannes af tonerne i følgende tertsstabel:

R - 3 - #5 - 7

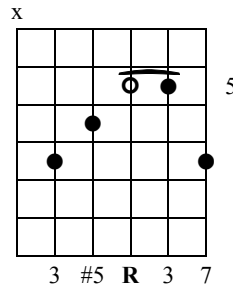
Bemærkning: Med pegefingeren som barré i greb nr. 2 er det muligt at dække tonerne 7, 3 og R.



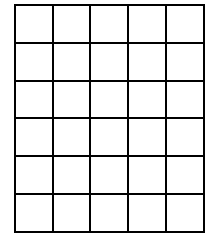
1.



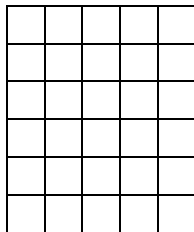
2. Tonerne 7, 3 og R med 'skrå' barré. #5 med finger 3




3.



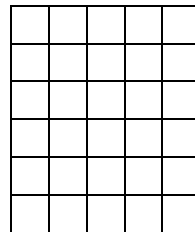
4.




5.



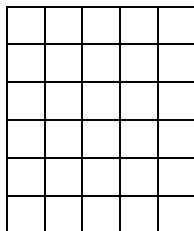
6.




7.



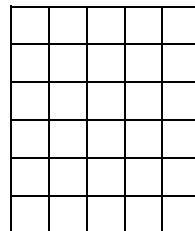
8.




9.



10.



11.



12.

Bånd:	1	2	3	4	5	6	7	8	9	10	11	12	13	14	15	16	17	18
E - 1	F	Fis Ges	G	Gis As	A	Ais Bb	H	C	Cis Des	D	Dis Es	E	F	Fis Ges	G	Gis As	A	Ais Bb
H - 2	C	Cis Des	D	Dis Es	E	F	Fis Ges	G	Gis As	A	Ais Bb	H	C	Cis Des	D	Dis Es	E	F
G - 3	Gis As	A	Ais Bb	H	C	Cis Des	D	Dis Es	E	F	Fis Ges	G	Gis As	A	Ais Bb	H	C	Cis Des
D - 4	D# Eb	E	F	F# Gb	G	G# Ab	A	A# Bb	H	C	C# Db	D	D# Eb	E	F	F# Gb	G	G# Ab
A - 5	A# Bb	H	C	C# Db	D	D# Eb	E	F	F# Gb	G	G# Ab	A	A# Bb	H	C	C# Db	D	D# Eb
E - 6	F	F# Gb	G	G# Ab	A	A# Bb	H	C	C# Db	D	D# Eb	E	F	F# Gb	G	G# Ab	A	A# Bb